



## ARIETT RANGE

Centrifugal duct fans **LONG LIFE** 30.000 h

Centrifugal duct fans for wall or ceiling installation, particularly suitable thanks to their small size for the ventilation of windowless bathrooms and, more generally, of small or medium-size residential and commercial premises whose layout requires ducting of the exhaust.

### Key features

- Reduced size, suitable for installation in small spaces.
- Reduced exhaust sleeve depth, compatible with installation immediately upstream of a 90° bend.
- Suitable for bathroom installation.
- Sealed non-return valve to prevent unwanted inflows of air and bad odours when the device is switched off.



### Version

4 models, also available in versions with timer, with humidity sensor and presence sensor.

### Technical features

- White, shock-proof, plastic resin (ABS) casings prevent ageing caused by exposure to sunlight ("UV resistant").
- Shaded pole motors, heat protected, with shafts mounted on ball bearings to guarantee long lasting (at least 30,000 h) continuous service at the maximum plate temperature. Speed adjustment using VORTICE accessory devices.
- Forward-curved centrifugal impeller moulded in plastic resin, resistant to aggressive agents.
- Non-return valves to prevent unwanted inflows of air and bad odours when the device is switched off
- T model equipped with electronic timer for automatic product switch-off after a pre-fixed period of time, which can be set in the installation phase, from 3'-20' (default setting 3').
- T-HCS model equipped with circuit board with relative humidity sensor (RH), adjustable to 4 predefined threshold levels (60%, 70%, 80%, 90 %), alternatively can be set during installation, which determines automatic fan activation. The board integrates an electronic timer for automatic shut-down of the product after return to a RH below the pre-set threshold. The duration of the timer can be set at installation within the interval 3'-20' (default setting 3').
- PIR model equipped with an IR presence sensor which determines automatic fan activation in the presence of occupants in the serviced room. The board integrates an electronic timer for automatic shut-down of the product after the occupants have left the premises. The duration of the timer can be set at installation within the interval 3'-20' (default setting 3').
- Protection rating from dust and water: IPX4.
- Class of electric isolation: II □ (earthing not required).

## TECHNICAL DATA

MODELS	CODE		V~50HZ	W max	A max	RPM max	MAX AIRFLOW		MAX PRESSURE		Lp dB(A)* 3m max	MAX °C	KG
	BASIC	TIMER					m³/h	l/s	mmH₂O	Pa			
ARIETT LL	11313	-	230	18	0.14	2315	70	19.4	12	118	40	40	1.50
ARIETT LL T	-	11966	230	18	0.14	2315	70	19.4	12	118	40	40	1.50

\* Conforms with ISO 3744 for noise and pressure levels.



## ARIETT RANGE | TECHNICAL DATA FOR REGULATION N° 1254/2014/UE

	UNIT OF MEASURE	ARIETT
Supplier's name or trade mark	-	VORTICE
Specific Energy Consumption class SEC in average climate zone	-	NA
Specific Energy Consumption class SEC average		-5.5
Specific Energy Consumption class SEC cold	kWh/m <sup>2</sup> year	-18.9
Specific Energy Consumption class SEC warm		2.1
Declared typology	-	RVU-U*
Type of drive	-	NA
Type of heat recovery system HRS	-	none
Thermal efficiency of heat recovery at reference air flow	%	NA
Maximum flow rate	m <sup>3</sup> /h	71
Electric power input of the fan drive, including any motor control equipment, at maximum flow rate	W	13.7
Sound power level LWA	LWA [DB(A)]	61
Reference flow rate	m <sup>3</sup> /s	0.0138
Reference pressure difference	Pa	77
SPI	W/(m <sup>3</sup> /h)	0.24547
Control factor CTRL	-	1
Control typology	-	manual
Maximum internal leakage rates	%	NA
Maximum external leakage rates	%	NA
Mixing rate	-	NA
Position and description of visual filter warning	-	NA
Airflow sensitivity to pressure variations at + 20 Pa and – 20 Pa	-	NA
Indoor/outdoor air tightness	m <sup>3</sup> /h	NA
Annual electricity consumption (AEC)	kWh electricity/year	338
AHS average Annual heating saved		1397
AHS cold Annual heating saved	kWh primary energy/year	2732
AHS warm Annual heating saved		632

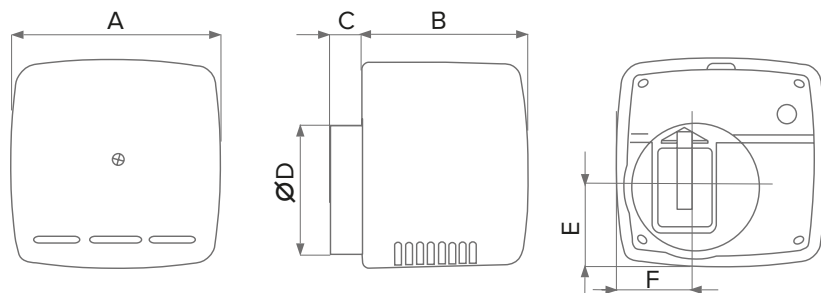
\* RVU-U: Unit Ventilation Residential - Unidirectional

\*\* NRUVU-U: Unit Ventilation Non Residential - Unidirectional

\*\*\* MSD: Multi-Speed Drive

NA: Not applicable

## DIMENSIONS



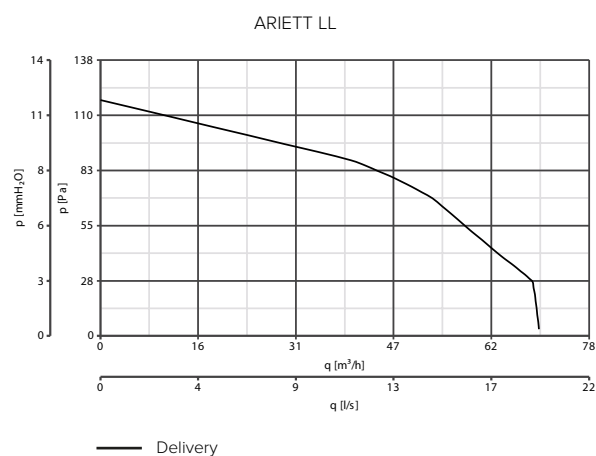
MODELS	Ø A	B	C	Ø D	E	F
ARIETT LL	156	123	25	97	60	60

Dimensions (mm)






**ARIETT RANGE**  
CENTRIFUGAL DUCT FANS


## PERFORMANCE CURVES



## CONTROLLER

MODELS	DESCRIPTION	CODE	PRODUCT
	<b>C 1.5</b> - Electronic speed controller 1.5 A	12966	ALL PRODUCTS
	<b>SCNRB</b> - Electronic speed controller built-in	12971	ALL PRODUCTS
	<b>SCB KIT</b> - Built-in controller adaptor for C 1.5	22481	12966

## ACCESSORIES ON REQUEST

MODELS	DESCRIPTION	CODE	PRODUCT
	<b>AIR DEFLECTOR</b>	100/4 22310	ALL PRODUCTS

## APPLICATIONS

