



Kitchen and Bathroom  
Ventilation Systems



## KITCHEN AND BATHROOM VENTILATION SYSTEMS



VORTICEMOULDSOLUTIONS.CO.UK





Vortice Limited is a part of a multinational group employing over 400 employees worldwide. Established in the UK since 1977, Vortice has over 100 years combined knowledge and service in combatting mould and condensation in social housing.



# AER DMEV RANGE

DECENTRALISED  
MECHANICAL EXTRACT  
VENTILATION



## FEATURES

- **Sleek & Attractive:** Modern, low-profile design to compliment the tenants home
- **Ultra-Efficient:** Extremely low energy consumption and running costs
- **Whisper-Quiet:** Near-silent operation, preventing unwanted noise and encouraging continuous use by the tenant
- **Unmatched Performance:** Consistently delivers exceptional results and tenant acceptability
- **Safe by Design:** Ideal for all bathroom zones including zone 1, ensuring your peace of mind and safety
- **Multiple Sizes:** Available in 100mm and 150mm diameter models to meet the demands of Building Regulations



## AER DMEV RANGE



### APPLICATION

- AER DMEV is a range of decentralised, continuously running extract fans that are ideal for kitchens, bathrooms, en-suites, utility rooms and toilets. Designed to extract stale air directly to the outside or through a ducted system. They can be wall, ceiling or window mounted (using a window mounting kit).

### OPERATION

- The unit will run continuously at the speed selected by the engineer at the time of installation. If the fan senses a sudden rise in humidity, the automatic boost function will be activated to provide the required additional ventilation.
- Maximum speed can be achieved using the integral pull cord, remote switch or light switch. The fully adjustable run-on timer will activate if the maximum speed has been activated for a period of 3 minutes or more.

### FEATURES/BENEFITS

- **5 Year Warranty:** Enjoy peace of mind with a 5 year warranty, ensuring the longevity and reliability of your AER DMEV system.
- **Attractive Design:** Modern front cover easily removed for cleaning and inspection.
- **Energy Efficient Operation:** Equipped with a low-energy ultra-quiet fan/motor assembly, the system ensures optimal ventilation with minimal power consumption.
- **Fully Adjustable:** Multiple speeds to allow easy and exact commissioning to meet desired ventilation rates.
- **Multiple Sizes:** Available in 100mm and 150mm sizes.
- **Constant Flow Function:** Guaranteeing desired performance and overcome resistance.
- **Intelligent Automatic Humidity Control:** To increase unit in response to rapid rise in humidity, preventing unnecessary heat loss, energy consumption and noise.
- **Intelligent Run-on Timer:** To operate only if the fan's boost function has been activated for a period of 3 minutes or more to prevent unnecessary energy consumption and noise.



Looking for a supply and install service?

**BOOK A SURVEY TODAY**  
[www.vorticemouldsolutions.co.uk](http://www.vorticemouldsolutions.co.uk)





## FEATURES AND BENEFITS CONTINUED

- **IPX4 Rated:** Splashproof protection
- **Environmentally Friendly:** Plastic components are fully recyclable.
- **Double Insulated:** No earth connection is required.

## INSTALLATION

Unit can be fitted in either zone 1 or 2 of a bath/shower room. For maximum efficiency the fan should be sited at a high level, as close as possible to the source of moisture. The transformer should be positioned ideally on an internal wall 100-150mm from the top of the ceiling (refers only to SELV version).

## CONSTRUCTION

- Casing made of high quality ABS being long lasting, shock-proof and robust construction. The unit is finished in white RAL 9010 and is UV resistant.
- Unique design winglet-type impeller, providing enhanced aerodynamic properties, low noise and increased efficiency.
- EC brushless motor with integral thermal protection, mounted on sealed-for-life high quality ball bearings to ensure a longer fan life and ideal also for cold climates.
- Stator with aerodynamic deflectors to reduce air turbulences and designed to maximise performance and efficiency.

## PERFORMANCE

PRODUCT	CODE	W min max	A min max	AIRFLOW l/s min max	Lp dB (A) 3m <sup>(1)</sup> min max	°C max
AER DMEV 100	10208	0.9 5	0.055	5 25	<9 38	40
AER DMEV 100 SELV	10209	0.9 4	0.17	5 25	<9 38	40
AER DMEV 150	10216	0.7 6.5	0.07	5 50	<9 36	40

- 220-240V ~ 50/60Hz

- air performance measured according to ISO 5801 @ 230V ~ 50Hz, air density 1,2Kg/m<sup>3</sup>.

(1) sound pressure level @ 3m in free field, for comparative purposes only.

## TESTING AND CERTIFICATION

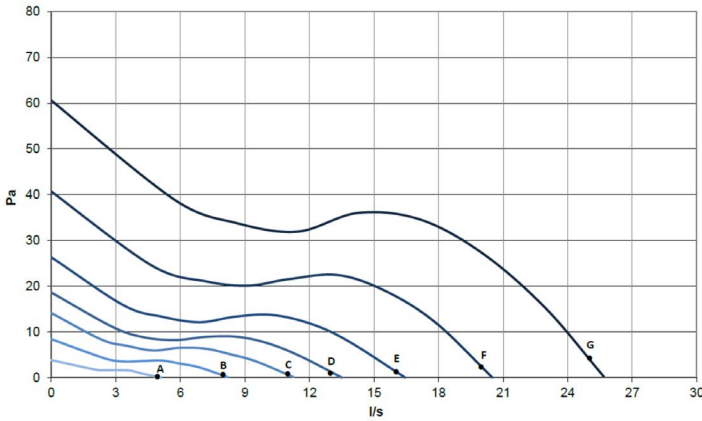
Units are tested to ensure accurate, up to date information on electrical safety, performance and noise level that can be relied upon. Designed and manufactured in accordance with EN60335-2-80 (Low Voltage Directive) and the EMC Directive (Electromagnetic Compatibility).

## PRODUCT RANGE AND CODES

PRODUCT	CODE
AER DMEV 100	10208
AER DMEV 100 SELV	10209
AER DMEV 150	10216

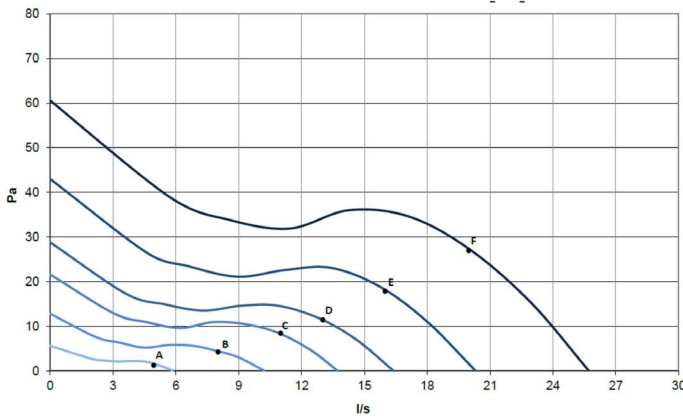
ACCESSORIES	CODE
WINDOW KIT AER DMEV 100	20686
WINDOW KIT AER DMEV 150	20845
GASKET KIT AER DMEV 100	20687
GASKET KIT AER DMEV 150	20846

**AER DMEV 100 - PERFORMANCE CURVE - THROUGH THE WALL**



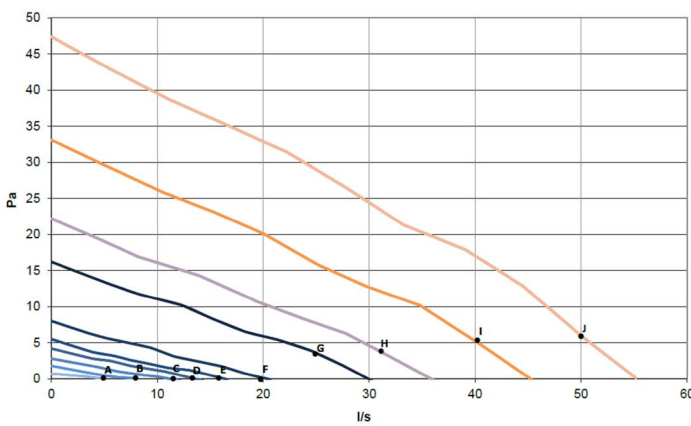
WORKING POINT	m <sup>3</sup> /h	SPI (W/m <sup>3</sup> /h)	l/s	SPI (W/l/s)	W	dB(A) @3m
A	18	0.050	5	0.18	0.9	<9
B	29	0.042	8	0.15	1.2	12
C	40	0.038	11	0.14	1.5	16
D	47	0.038	13	0.14	1.8	21
E	58	0.038	16	0.14	2.2	29
F	72	0.044	20	0.16	3.2	36
G	90	0.056	25	0.20	5	38

**AER DMEV 100 - PERFORMANCE CURVE - IN ROOM**



WORKING POINT	m <sup>3</sup> /h	SPI (W/m <sup>3</sup> /h)	l/s	SPI (W/l/s)	W	dB(A) @3m
A	18	0.056	5	0.20	1	<9
B	29	0.049	8	0.18	1.4	17
C	40	0.048	11	0.17	1.9	24
D	47	0.049	13	0.18	2.3	29
E	58	0.057	16	0.21	3.3	34
F	72	0.069	20	0.25	5	38

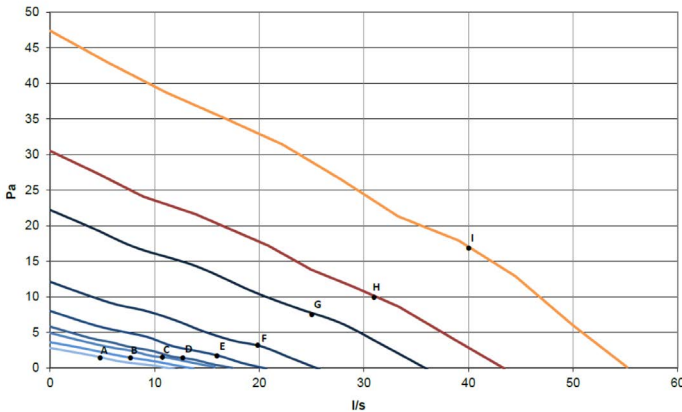
**AER DMEV 150 - PERFORMANCE CURVE - THROUGH WALL**



WORKING POINT	m <sup>3</sup> /h	SPI (W/m <sup>3</sup> /h)	l/s	SPI (W/l/s)	W	dB(A) @3m
A	18	0.039	5	0.14	0.7	<9
B	29	0.028	8	0.10	0.8	<9
C	40	0.023	11	0.08	0.9	<9
D	47	0.019	13	0.07	0.9	<9
E	58	0.017	16	0.06	1	<9
F	72	0.017	20	0.06	1.2	10
G	90	0.022	25	0.08	2	20
H	112	0.022	31	0.08	2.5	23
I	144	0.028	40	0.10	4	30
J	180	0.036	50	0.13	6.5	36

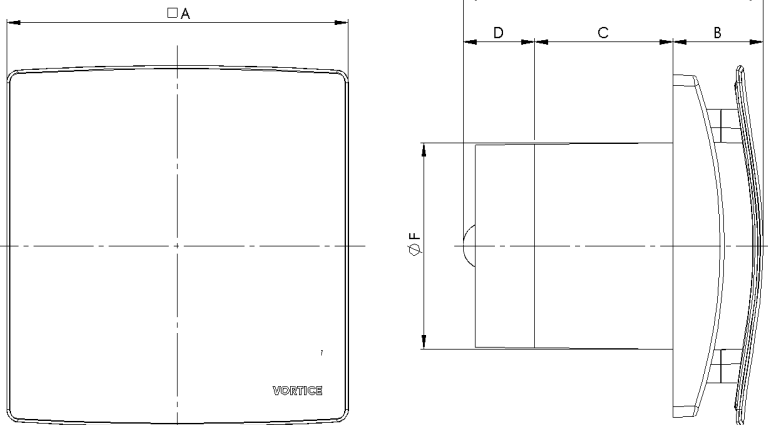


## AER DMEV 150 - PERFORMANCE CURVE - IN ROOM



WORKING POINT	m <sup>3</sup> /h	SPI (W/m <sup>3</sup> /h)	l/s	SPI (W/l/s)	W	dB(A) @3m
A	18	0.050	5	0.18	0.9	<9
B	29	0.031	8	0.11	0.9	<9
C	40	0.025	11	0.09	1	<9
D	47	0.024	13	0.08	1.1	<9
E	58	0.021	16	0.08	1.2	10
F	72	0.021	20	0.08	1.5	15
G	90	0.028	25	0.10	2.5	23
H	112	0.032	31	0.12	3.6	29
I	144	0.045	40	0.16	6.5	36

## DIMENSIONS



SIZE	AER DMEV 100	AER DMEV 150
A	164	218
B	46	70
C	70	52
D	36	-
E	152	149
F Ø	99	148
WEIGHT (KG)	0.6	1.2

Dimensions in mm



Show us your worst  
**Property!**

Vortice will happily take up the challenge to survey and resolve mould and condensation in your worst affected property.

Visit:

[vorticemouldsolutions.co.uk](http://vorticemouldsolutions.co.uk)



Rapid  
**Response!**

Vortice offer a quick call out time on any mould claims you may have.

**Don't wait and book a survey today!**



Require

**Training?**

Does your team require training on its legal obligations with regards to ventilation and black mould?

Email:

[paul.harrington@vortice.ltd.uk](mailto:paul.harrington@vortice.ltd.uk)

## CERTIFICATION ACCREDITATION AND MEMBERSHIP



## VORTICE GROUP

### VORTICE LIMITED

Beeches House  
Eastern Avenue  
Burton upon Trent  
DE13 0BB United Kingdom  
Tel. 01283 492949  
socialhousing@vortice.ltd.uk  
vorticemouldsolutions.co.uk

The descriptions and illustrations in this catalogue are intended to be indicative and not binding. Without prejudice to the essential characteristics of the products described and illustrated here, Vortice reserves the right to make, at any time and without notice, any changes to parts, aesthetic details or supply of accessories to its products that are deemed to be appropriate for improvement or for any construction or commercial requirement.

This printout completely cancels and replaces all previous ones.  
Subject to Vortice standard terms and conditions

June 2024

